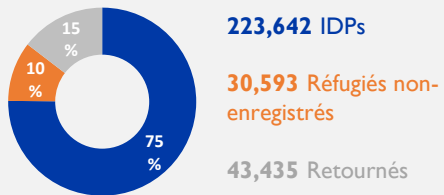


Aperçu des déplacements

297,670 Individus
51,336 Ménages

Individus déplacés



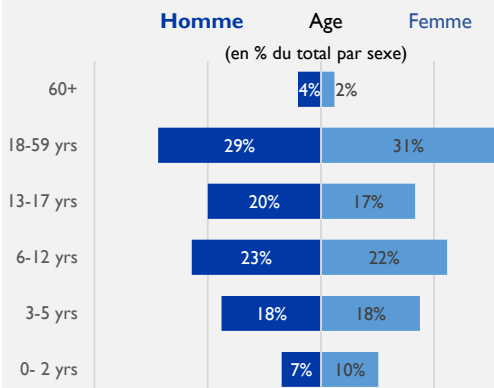
Données démographiques

51% Female
49% Male

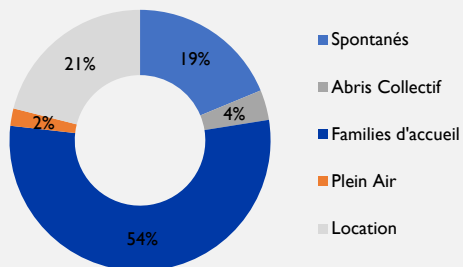
67% Minors

7.7 Average Household Size

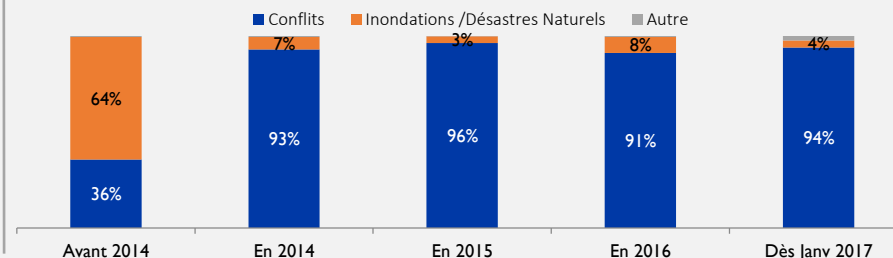
Répartition par âge et genre



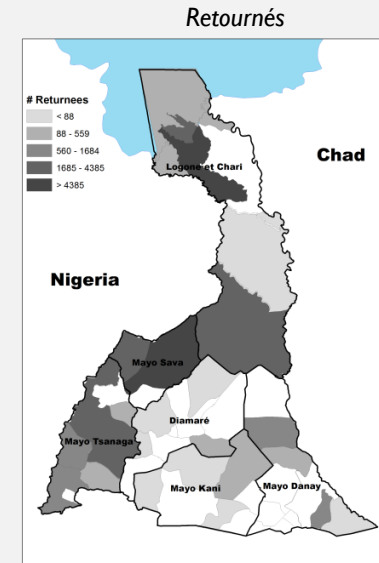
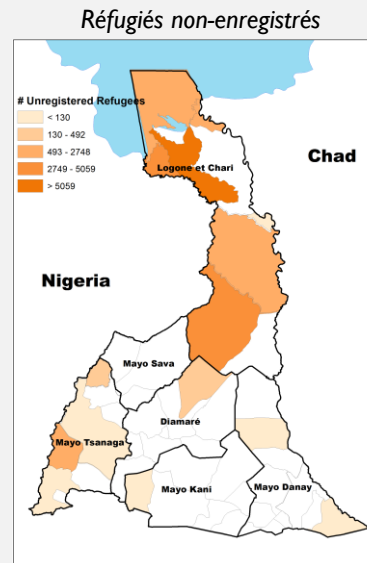
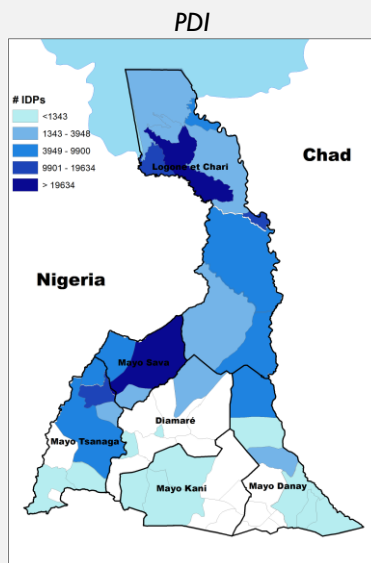
Type d'Abris



Raisons de Déplacement par Période



Répartition des Populations par Département



Départements	Individus
Logone-Et-Chari	113 511
Mayo-Sava	56 935
Mayo-Tsanaga	35 182
Mayo-Danay	12 240
Diamaré	5 490
Mayo-Kani	284
Total	223 642

Départements	Individus
Logone-Et-Chari	26 731
Mayo-Tsanaga	3 386
Diamaré	268
Mayo-Danay	206
Mayo-Kani	2
Mayo-Sava	0
Total	30 593

Départements	Individus
Logone-Et-Chari	17 917
Mayo-Tsanaga	11 624
Mayo-Sava	9 851
Mayo-Danay	2 982
Mayo-Kani	648
Diamaré	413
Total	43 435