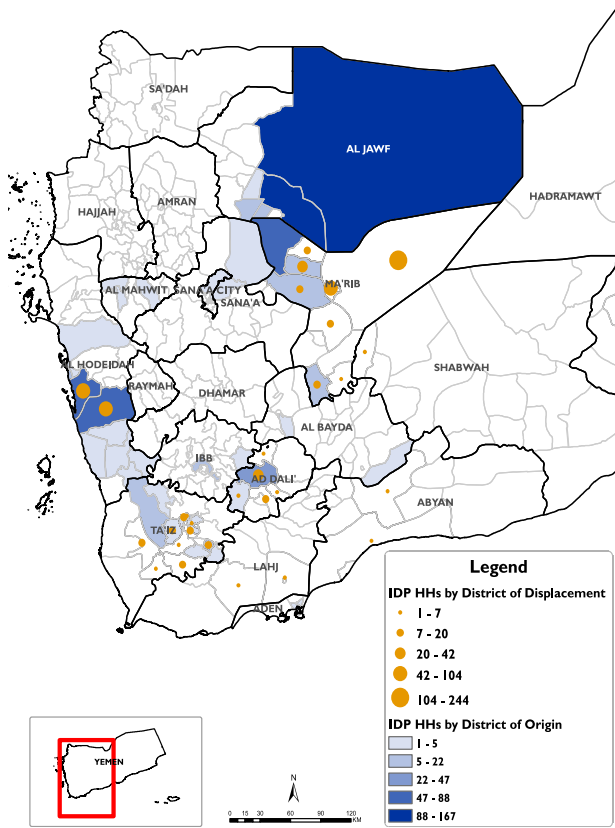


RAPID DISPLACEMENT TRACKING (RDT)

Reporting Period : 15 - 21 Mar 2020

Published on: 22 March 2020

Displaced Households by District of Displacement and Origin



*Based on data collected during 15 - 21 Mar, 2020

| Governorate | Number of Displaced Households (IDP HHs) per Governorate | | Total IDP HH 01 Jan to 21 Mar |
|--------------|--|--|----------------------------------|
| | IDP HH Displaced during the week 15 to 21 Mar | IDP HH who left displaced location within the week | |
| Hajjah | N/A | N/A | N/A |
| Ad Dali' | 53 | 7 | 648 |
| Al Hodeidah | 152 | 0 | 637 |
| Ta'iz | 87 | 4 | 718 |
| Sana'a City | N/A | N/A | N/A |
| Ibb | N/A | N/A | N/A |
| Marib | 449 | 0 | 5,978 |
| Amran | N/A | N/A | N/A |
| Sana'a | N/A | N/A | N/A |
| Shabwah | 3 | 0 | 59 |
| Lahj | 6 | 0 | 39 |
| Aden | 0 | 0 | 12 |
| Sa'adh | N/A | N/A | N/A |
| Abyan | 4 | 0 | 21 |
| Dhamar | N/A | N/A | N/A |
| Hadramaut | 4 | 0 | 407 |
| Al Bayda | N/A | N/A | N/A |
| Al Jawf | 0 | 0 | 211 |
| Raymah | N/A | N/A | N/A |
| Al Mahwit | N/A | N/A | N/A |
| Socotra | 0 | 0 | 0 |
| Al Maharah | 1 | 0 | 24 |
| Total | 759 | 11 | 8,754 |

DISPLACEMENT TRACKING

DTM's Rapid Displacement Tracking (RDT) tool collects and reports on numbers of households forced to flee on a daily basis, allowing for regular reporting of new displacements in terms of numbers, geography and needs. In the first nine months of 2019, conflict has resulted in new patterns of displacement, particularly in within Hajjah, Al Hudaydah, Al Dhale'e, Taizz governorates.

WEEKLY UPDATE

Between 15 and 21 March, newly displaced households were recorded in Marib (449 HH), Al Hudaydah (152 HH), and Taiz (87 HH). Most of these displacements were the result of increased fighting in Al Jawf (346 HH), Al Hudaydah (187 HH), and Marib (106 HH).

IDP HH WHO LEFT DISPLACED LOCATIONS

11 IDP households left their location of displacement and moved either to their place of origin or to some other displaced location.

*Reported during 15 - 21 Mar, 2020

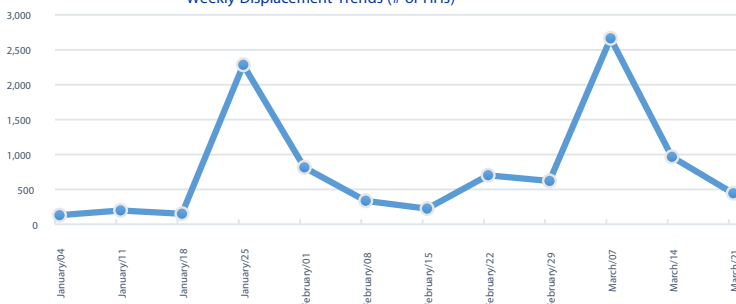
Displaced People
8,754 Households
52,524 Individuals

*Reported during Jan 01 - Mar 21, 2020

Returned People
365 Households
2,190 Individuals

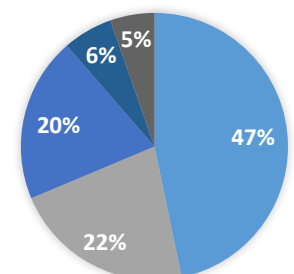
*Reported during Jan 01 - Mar 21, 2020

Weekly Displacement Trends (# of HHs)



IDPs Shelter Types (within reporting period)

- In Isolated/dispersed settlements (detached from a location)
- With Host Families who are Relatives (no rental fee)
- In Settlements (Grouped of Families) Urban and Rural
- In Rented Accommodation
- With Host Families who are not Relatives (no rental fee)



Limitations: DTM Yemen is unable to report on figures in some governorates due to access limitations