

Top LGAs with Variation	
Round 30	
Round 29	

Maiduguri
279,550
274,787  2%

Demsa
16,740
12,120  38%

Monguno
154,462
159,542  -3%

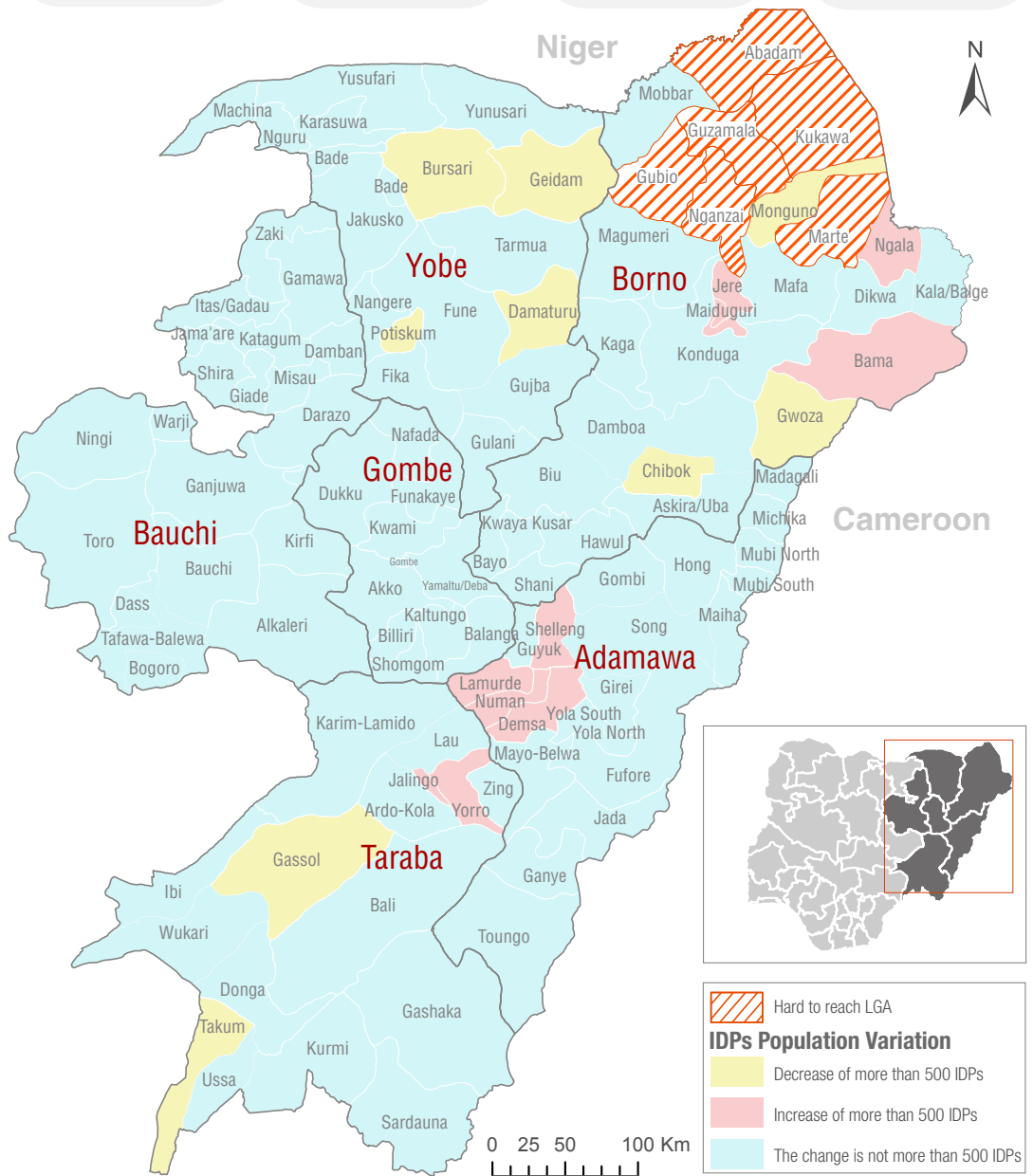
Potiskum
10,389
13,304  -22%

**Maiduguri:** IDP population increase due to the influx of new displaced persons from some parts of (Gubio, Magumeri and other LGAs).

**Demsa:** IDP population increase due to flooding.

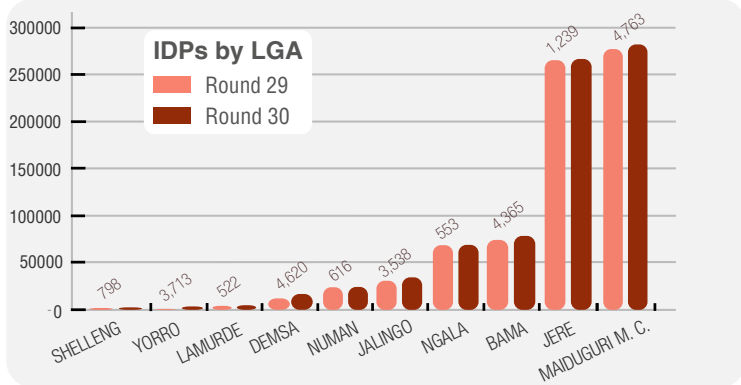
**Monguno:** IDP population decrease due to the recent Biometric reverification exercise.

**Potiskum:** IDP population decrease due to the IDPs returning to their place of origin for repairs and reconstruction of collapsed homes caused by flooding.

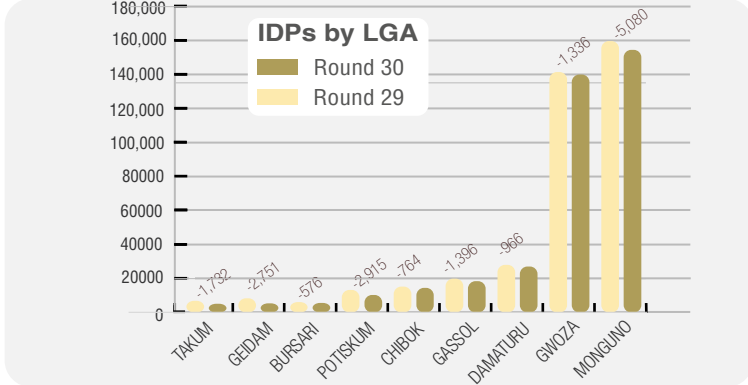


Abadam, Gubio, Guzamala, Kukawa, Marte and Nnganzai LGAs were inaccessible during Round 30 assessments because of the recent attacks by Non State Armed Group (NSAG)

Top LGAs with IDPs population increase;



Top LGAs with IDPs population decrease;



**Reasons for increase**

- New arrivals
- Flood
- Conflict /attacks

**Reasons for decrease**

- Returned to place of origin
- Conflict/Attack
- Flood

The depiction and use of boundaries, geographic names, and related data shown on maps and included in this report are not warranted to be error free nor do they imply judgment on the legal status of any territory, or any endorsement or acceptance of such boundaries by IOM.